

PRICE LIST Free-Match














06.08.2021

SC "Ecolux" SRL, Chisinau, str. Sf.Gheorghe 3; tel:
mob: +373 690 86774,+373 22 500 400 e-mail:





climate@ecolux.md; web: www.gree.md,

GreeMoldova 

Climatizoare de tip Free-Match (R410a)

Bloc interior seria LOMO  					
   	Model	Capacitate kW	Dimensiune LxIxA	Diam. țevi	Price USD
	GWH12QB/12000BTU (pînă la 35 m ²)	3.5(0.6~3.4)	845x289x209	1/4-3/8	250
	GWH18QD/18000BTU (pînă la 45 m ²)	5.13(1.26~6.6)	970x300x224	1/4-1/2	280
Bloc interior seria U-CROWN SILVER PREMIUM  					
   	Model	Capacitate kW	Dimensiune LxIxA	Diam. țevi	Price USD
	GWH09UB/9000BTU (pînă la 25 m ²)	2.6(0.39~2.6)	860x305x170	1/4-1/2	450
	GWH12UB/12000BTU (pînă la 35 m ²)	3.5(0.4~4.63)	860x305x170	1/4-1/2	460
	GWH18UB/18000BTU (pînă la 45 m ²)	5.3(0.9~5.75)	960x320x205	1/4-1/2	480
Bloc exterior (R410a)					
	Model	Capacitate kW	Dimensiune LxIxA	Diam. țevi	Price USD
	GWHD18NK-2/18000BTU	5.2(2.14~5.8)	955x700x396	1. 1/4-3/8; 2. 1/4-3/8	1100
	GWHD24NK-3/24000BTU	7.1(2.3~8.5)	980x790x427	1. 1/4-3/8; 2. 1/4-3/8; 3. 1/4-3/8	1450
	GWHD28NK-4/28000BTU	8.0(2.3~10.3)	980x790x427	1. 1/4-3/8; 2. 1/4-3/8; 3. 1/4-3/8;	1550
GWHD36NK-4/36000BTU	10.5(2.1~11.0)	1015x1235x493	1. 1/4-3/8; 2. 1/4-3/8; 3. 1/4-3/8; 4. 3/8	2200	

Climatizoare de tip Free-Match (R32)

Bloc interior seria DUCT 					
  	Model	Capacitate kW	Dimensiune LxIxA	Diam. țevi	Price USD
	GFH(09)EA/9000BTU (pînă la 25 m ²)	2.5(0.5~2.38)	700x615x200	1/4-3/8	400
	GFH(12)EA/12000BTU (pînă la 35 m ²)	3.5(0.6~4.0)	700x615x200	1/4-3/8	430
	GFH(18)EA/18000BTU (pînă la 45 m ²)	5.0(1.0~5.8)	900x615x200	1/4-1/2	530
	GFH(24)EA/24000BTU (pînă la 65 m ²)	7.1(2.0~8.0)	1100x615x200	1/4-5/8	610

Bloc interior seria LOMO						INVERTER
    	Model	Capacitate kW	Dimensiune LxIxA	Diam. țevi	Price USD	
	GWH07QA/7000BTU (pînă la 20 m ²)	2.1(0.2~2.8)	790x275x200	1/4-3/8	210	
	GWH09QB/9000BTU (pînă la 25 m ²)	2.6(0.3~3.2)	790x275x200	1/4-3/8	230	
	GWH12QB/12000BTU (pînă la 35 m ²)	3.5(0.6~3.4)	845x289x209	1/4-3/8	250	
	GWH18QD/18000BTU (pînă la 45 m ²)	5.13(1.26~6.6)	970x300x224	1/4-1/2	280	
Bloc interior de tip Caseta						INVERTER
  	Model	Capacitate kW	Dimensiune LxIxA	Diam. Țevi	Price USD	
	GKH(12)BB/ 12000 BTU (pina la 35 m ²)	3,5 kw	570x570x230	1/4-3/8	500	
	GKH(18)BB/ 18000 BTU (pina la 35 m ²)	5,13 kw	570x570x230	1/4-1/2	560	
	GKH(24)BC/ 24000 BTU (pina la 35 m ²)	7 kw	840x840x240	5/8-3/8	700	
Bloc interior seria U-CROWN SILVER						PREMIUM INVERTER
   	Model	Capacitate kW	Dimensiune LxIxA	Diam. Țevi	Price USD	
	GWH09UB/9000BTU (pînă la 25 m ²)	2.6(0,39~2.6)	860x305x170	1/4-1/2	500	
	GWH12UB/12000BTU (pînă la 35 m ²)	3.5(0.4~4.63)	860x305x170	1/4-1/2	530	
	GWH18UB/18000BTU (pînă la 45 m ²)	5,3	960x320x205	1/4-1/2	600	
Bloc exterior (R32)						INVERTER
 	Model	Capacitate kW	Dimensiune LxIxA	Diam. țevi	Price USD	
	GWHD18NK-2/18000BTU	5.2(2.14~5.8)	899x596x378	1. 1/4-3/8; 2. 1/4-3/8	1100	
	GWHD21NK-2/21000BTU	6,2(2.14~6,8)	899x596x379	1. 1/4-3/8; 2. 1/4-3/8; 3. 1/4-3/8	1350	
	GWHD24NK-3/24000BTU	7.1(2.3~8.5)	1001x790x427	1. 1/4-3/8; 2. 1/4-3/8; 3. 1/4-3/8	1450	
	GWHD28NK-4/28000BTU	8.0(2.3~10.3)	980x790x427	1. 1/4-3/8; 2. 1/4-3/8; 3. 1/4-3/8; 4. 1/4-3/8	1550	
	GWHD36NK-4/36000BTU	10.5(2.1~11.0)	1015x1235x493	1. 1/4-3/8; 2. 1/4-3/8; 3. 1/4-3/8; 4. 3/8-1/2	2200	
GWHD42NK-5/42000BTU	12(2.1~13.0)	1015x1235x494	1. 1/4-3/8; 2. 1/4-3/8; 3. 1/4-3/8; 4. 3/8-1/4 5.3/8-1/4	2400		