



# CLIMATIZOARE GREE

SC "Ecolux" SRL, Chisinau, str. Sf.Gheorghe 3; tel:  
mob: +373 690 86774,+373 22 500 400 e-  
mail:climate@ecolux.md; web: www.gree.md,


## PRICE LIST U-Match

30.04.2021

Tip CANAL ON/OFF seria U-MATCH				
	Model	Capacitate kW	Diam. țevi	Price USD
	GU71PS/A1-K (GFH24K3HI) + GU71W/A1-M (GUHN24NK3HO)	7.0	5/8" - 3/8"	1200
	GU85PS/A1-K + GU85W/A1-M	8.3	5/8" - 3/8"	1400
	GU100PS/A1-K (GFH36K3HI) + GU100W/A1-M (GUHN36NM3HO)	10.0	3/4" - 3/8"	1600
	GU140PS/A1-K (GFH48K3HI) + GU140W/A1-M (GUHN48NM3HO)	14.0	3/4" - 1/2"	2150
	GU160PS/A1-K (GFH60K3HI) + GU160W/A1-M (GUHN60NM3HO)	16.0	3/4" - 1/2"	2400
Tip CASETA ON/OFF seria U-MATCH				
	Model	Capacitate kW	Diam. țevi	Price USD
	GUD50T/A1-K+GU50W/A1-K	5.0	1/2" - 3/8"	1000
	GU71T/A1-K(GKH24K3HI) + GU71W/A1-K(GUHN24NK3HO)	7.0	5/8" - 3/8"	1200
	GU100T/A1-K (GKH36K3HI) + GU100W/A1-M (GUHN36NM3HO)	10.0	3/4" - 3/8"	1500
	GU140T/A1-K (GKH48K3HI) + GU140W/A1-M (GUHN48NM3HO)	14.0	3/4" - 1/2"	2200
GU160T/A1-K (GKH60K3HI) + GU160W/A1-M (GUHN60NM3HO)	15.0	3/4" - 1/2"	2400	
Tip TAVAN-PODEA ON/OFF seria U-MATCH				
	Model	Capacitate kW	Diam. țevi	Price USD
	GTH24K3HI + GUHN24NK3HO (până la 70m2)	7.2	5/8" - 3/8"	1300
GTH48K3B1I + GUHN48NM3A10 (până la 140m2)	14	3/4" - 1/2"	2400	


<b>Tip COLOANA (E-HEATER) ON/OFF seria FRESH WIND</b>				
	Model	Capacitate kW	Diam. țevi	Price USD
	GVA60AH-M3NNA5A (până la 160m <sup>2</sup> )	15.53	1/2" - 3/4"	<b>2500</b>
<b>Tip COLOANA (E-HEATER) ON/OFF seria T-FRESH</b>				
	Model	Capacitate kW	Diam. țevi	Price USD
	GVH24AL-K3DNC7A (până la 70m <sup>2</sup> )	7,2	1/2" - 3/4"	<b>1600</b>
<b>Tip CASETA seria U-MATCH Inverter R410A</b>				
	Model	Capacitate kW	Diam. țevi	Price USD
	GKH24K3FI + GUHD24NK3FO (până la 70m <sup>2</sup> )	7.0	5/8" - 3/8"	<b>1750</b>
	GKH36K3FI + GUHD36NK3FO (până la 100m <sup>2</sup> )	10.0	5/8" - 3/8"	<b>2800</b>
	GKH48K3FI + GUHD48NK3FO (până la 130m <sup>2</sup> )	14.0	5/8" - 3/8"	<b>3500</b>
<b>Tip DUCT seria U-MATCH Inverter R410A</b>				
	Model	Capacitate kW	Diam. țevi	Price USD
	GFH24K3FI + GUHD24NK3FO (până la 70m <sup>2</sup> )	5.0	1/2" - 1/4"	<b>1800</b>
	GFH60K3FI + GUHD60NK3FO (până la 160m <sup>2</sup> )	16.0	3/4" - 3/8"	<b>3650</b>
<b>Tip TAVAN-PODEA seria U-MATCH Inverter R410A</b>				
	Model	Capacitate kW	Diam. țevi	Price USD
	GTH24K3FI + GUHD24NK3FO (până la 70m <sup>2</sup> )	7.0	5/8" - 3/8"	<b>1900</b>
	GTH48K3FI + GUHD48NK3FO (până la 130m <sup>2</sup> )	14.0	5/8" - 3/8"	<b>3400</b>
<b>Unitate de recuperare a caldurii ERV</b>				
	Model	Capacitate m <sup>3</sup> /h	Price USD	
	FHBQ-D3.5-K	350	<b>900</b>	
	FHBQ-D5-K	500	<b>1100</b>	
	FHBQ-D8-K	800	<b>1200</b>	
	FHBQ-D10-K	1000	<b>1300</b>	

## PERDEA DE AER

	Model	Capacitate (m3/h)	Price USD
	FM-1.25-9-K (fără schimbător de căldură) (900x193x215)	1200 m <sup>3</sup> /h	250

### Tip DUCT seria U-MATCH



	Model	Capacitate kW	Diam. țevi	Price USD
	GUD71PS/A-T+GUD71W/HhA-T (24K) (până la 70m <sup>2</sup> )	7.0	5/8" - 3/8"	1800
	GUD85PS/A-T+GUD85W/HhA-T (30K) (până la 90m <sup>2</sup> )	8.5	5/8" - 3/8"	2000
	GUD100PHS/A-T+GUD100W/HhA-X (36K) (până la 100m <sup>2</sup> )	10.0	5/8" - 3/8"	2800
	GUD140PHS/A-T+GUD140W/HhA-X (48K) (până la 130m <sup>2</sup> )	13.4	5/8" - 3/8"	3400
	GUD160PHS/A-T+GUD160W/NhA-X (60K) (până la 160m <sup>2</sup> )	16.0	5/8" - 3/8"	3650


### Tip TAVAN-PODEA seria U-MATCH



	Model	Capacitate kW	Diam. țevi	Price USD
	GUD71ZD/A-T+GUD71W/HhA-T (24K) (până la 70m <sup>2</sup> )	7.0	5/8" - 3/8"	1900
	GUD85ZD/A-T+GUD85W/HhA-T (30K) (până la 90m <sup>2</sup> )	8.5	5/8" - 3/8"	2000
	GUD100ZD/A-T+GUD100W/HhA-X (36K) (până la 100m <sup>2</sup> )	10.0	5/8" - 3/8"	2800
	GUD140ZD/A-T+GUD140W/HhA-X (48K) (până la 130m <sup>2</sup> )	13.4	5/8" - 3/8"	3400
	GUD160ZD/A-T+GUD160ZD/A-T (60K) (până la 160m <sup>2</sup> )	16.0	5/8" - 3/8"	3700

### Tip CASETA seria U-MATCH



	Model	Capacitate kW	Diam. țevi	Price USD
	GUD50T/A-T+GUD50W/HhA-X (18K) (până la 60m <sup>2</sup> )	5,5	1/4" - 3/8"	1350
	GUD71T/A-T+GUD71W/HhA-X (24K) (până la 70m <sup>2</sup> )	7,0	5/8" - 3/8"	1750
	GUD85T/A-T+GUD85ZD/A-T (30K) (până la 90m <sup>2</sup> )	8,5	5/8" - 3/8"	2000
	GUD100T/A-T+GUD100ZD/A-T (36K) (până la 100m <sup>2</sup> )	10,00	5/8" - 3/8"	2800
	GUD140T/A-T+GUD140W/HhA-X (48K) (până la 130m <sup>2</sup> )	13.4	5/8" - 3/8"	3550
GUD160T/A-T+GUD160ZD/A-T (60K) (până la 160m <sup>2</sup> )	16.0	5/8" - 3/8"	3750	

**Tip Podea seria CONSOLE**

INVERTER

R32

A<sup>++</sup>  
Energy  
Efficiency  
Class

Model	Capacitate kW	Diam. țevi	Price USD
GEH09AA-K3DNA1D (pînă la 25 m2)	2.7(0.5~3.3)	1/4-3/8	<b>870</b>
GEH12AA-K3DNA1D (pînă la 35 m2)	3.5(0.6~4.0)	1/4-3/8	<b>900</b>
GEH18AA-K3DNA1D (pînă la 45 m2)	5.3(1.05~6.5)	1/4-1/2	<b>1150</b>